

# TEACHER RELEASE NOTES

## ProgressBook Suite v20.1.0

This overview provides explanations of changes available in ProgressBook Suite v20.1.0.

- [GradeBook](#)
- [VirtualClassroom](#)
- [DataMap](#)
- [SpecialServices](#)

For more information, refer to ProgressBook WebHelp: <http://webhelp.progressbook.com>



**Caution:** Always follow your district's guidelines when making changes to your setup.

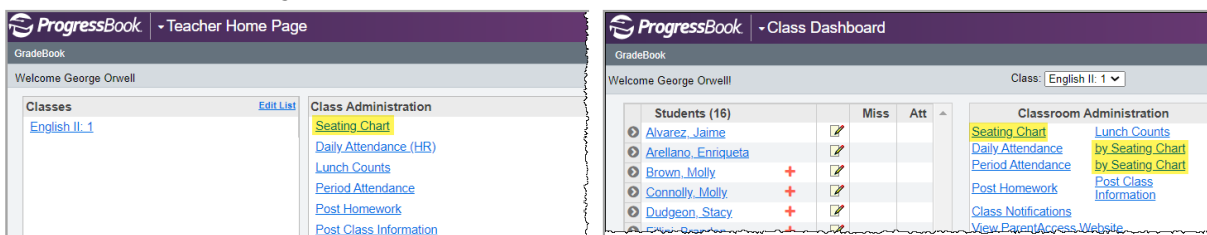
## GradeBook

### Enhancements

#### Seating Chart

##### Teacher Home Page > Seating Chart

- The classic seating chart has been deprecated. You can now access the new seating chart from the **Teacher Home Page** via the **Seating Chart** link. You can also access it from the **Class Dashboard** via the **Seating Chart** link or the **by Seating Chart** link beside the **Daily Attendance** and **Period Attendance** links.



### User Interface

- The GradeBook headers and backgrounds have been updated to match the Frontline color scheme.

---

# VirtualClassroom

## Enhancement

### User Interface

- The VirtualClassroom header and navigation menu have been updated to match the Frontline color scheme.


---

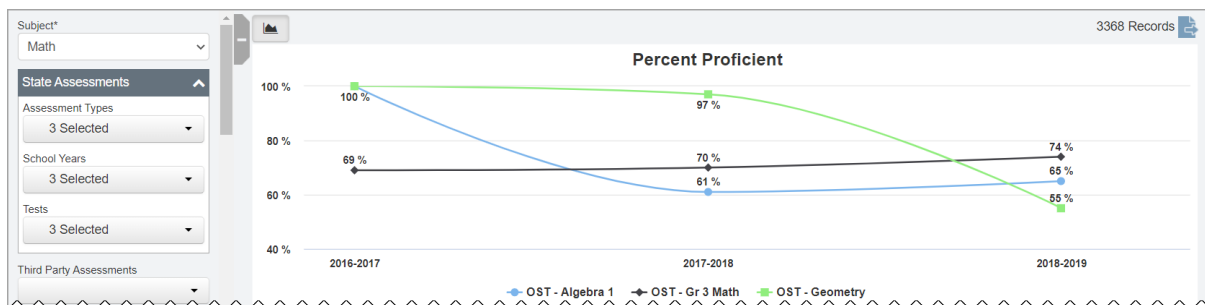
## DataMap

### Enhancements

#### Multiple Measures


##### DataMap > Analysis > Multiple Measures

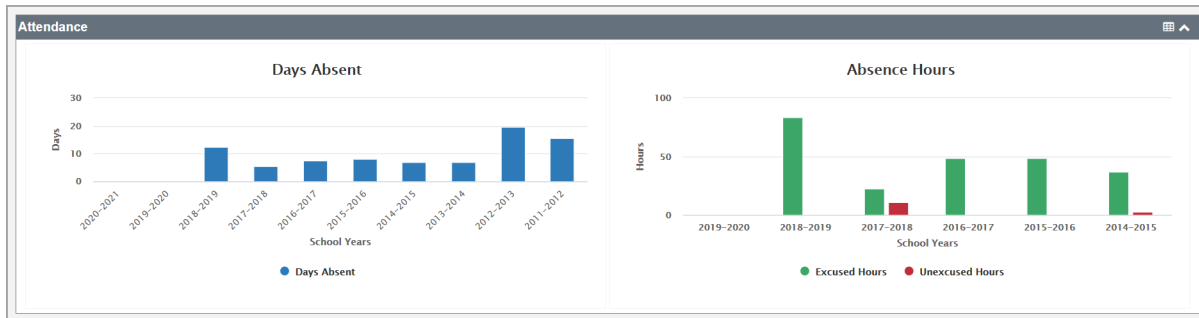
- Above the results grid, you can now click  to expand the new **Percent Proficient** line graph that displays the percentage of students who received a performance-level score of Proficient (**Prof**) or higher for the state assessment(s), school year(s), and state test(s) you selected. (This icon displays only if performance-level scores are available for the criteria you selected.)



## Student Roadmap

### DataMap > Student Roadmap

- On the top-right corner of the **Attendance** section, you can now click  to expand the new **Days Absent** and **Absence Hours** bar graphs that display the student's days absent and absence hours, respectively, for each available school year. (This icon displays only if attendance data is available for the applicable student.)



## User Interface

- The DataMap user interface have been updated to match the Frontline color scheme and styling.

---

## SpecialServices

## Enhancements

### Forms

- On the **Specially Designed Services** form for IIEPs, AIEPs, RIEPs, IISPs, and RISPs, in the **Specially Designed Instruction** and **Related Services** sections, the following updates have been made:
  - Below the **Goal(s) Addressed** field, the new **Sessions** field, **Period** drop-down list, and **Duration** field let you enter or select the frequency of the student's service (e.g., **6 Sessions** for a **Period** of **6 Weeks** for a **Duration** of **60** minutes). This information now autopopulates the **Amount of Time** and **Frequency** fields.
  - Below the **Provider Title** field, the new **Select provider type** drop-down list lets you select the type of provider who provides the indicated service to the student (e.g., **Licensed Audiologist**).

The screenshot shows the "Specially Designed Instruction" form. The "Type of Service" is "Speech & Language Services". The "Goal(s) Addressed" field is empty. The "Provider Title" field is empty, and a new "Select provider type" dropdown menu is visible below it. The "Begin:" and "End:" fields are empty. The "Sessions\*" field is empty, the "Period\*" dropdown is empty, and the "Duration\*" field is empty. The "Amount of Time:" field is "minutes" and the "Frequency:" field is empty. The "Sessions\*", "Period\*", and "Duration\*" fields are highlighted with a red box.