

TEACHER RELEASE NOTES

ProgressBook Suite v20.0.0

This overview provides explanations of changes available in ProgressBook Suite v20.0.0.

- [GradeBook](#)
- [VirtualClassroom](#)
- [DataMap](#)
- [SpecialServices Classic](#)
- [SpecialServices](#)

For more information, refer to ProgressBook WebHelp: <http://webhelp.progressbook.com>



Caution: Always follow your district's guidelines when making changes to your setup.

GradeBook

Enhancements

Google Classroom Sync

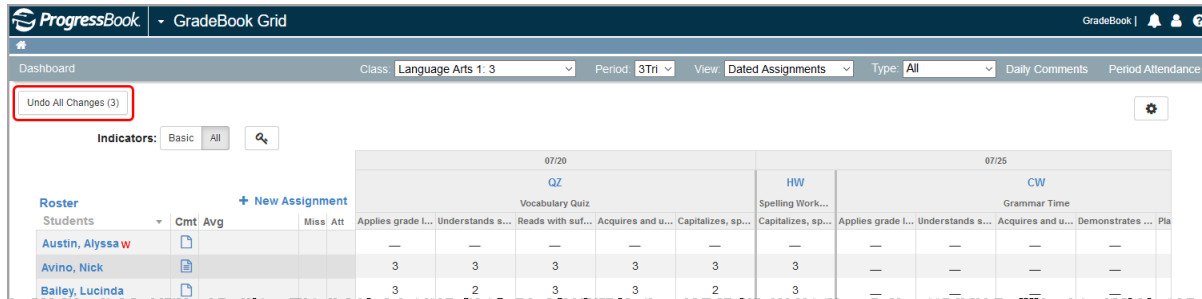
Class Dashboard > Google Classroom Sync

- Your Google Classroom class names that display in the **Google Class** drop-down list now contain the section number you designated in Google Classroom.
- Students are now sorted alphabetically by last name instead of first name (though they still display with the first name followed by the last name).
- When you make changes to an assignment's name, due date, and/or total point value in Google Classroom, these values are now updated in GradeBook when you re-sync the assignment.

Mark Entry screens

5-Day View, Assignment Marks, GradeBook Grid, Progress By Student, Standards-Based Grid

- You can now undo all marks changes you made on the screen since its load in the current context (i.e., with the last class, reporting period, and/or assignment you selected on the screen) by clicking **Undo All Changes (#)**.

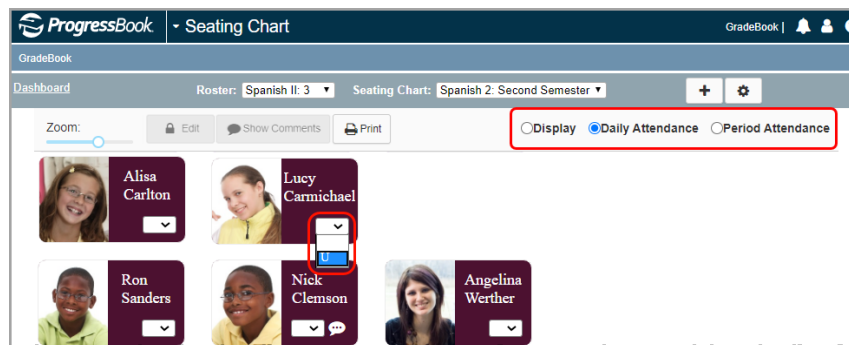


- The classic versions of the mark entry screens are no longer available. On the **Teacher Preferences** screen, you can no longer opt to use the classic screens for mark entry.

Try New Seating Chart

Class Dashboard > Try New Seating Chart

- The new **Seating Chart** screen now supports daily and period attendance. When creating a new seating chart or editing preferences, you can now select the **Attendance** checkboxes for daily and period attendance. Depending on your selection, you can select **Daily Attendance** or **Period Attendance** and then select the desired attendance code from the drop-down list available on each desk.



Resolved Issues

Assignment Marks

Teacher Home Page > Assignment Marks

- Previously, when you had an assignment that was shared between your class and another teacher's class, the other teacher was sometimes able to change the assignment type to one that was unavailable to your class, which caused errors in student average calculations on your assignment. Now, teachers cannot change the assignment type on a shared assignment to one that is unavailable for any classes using the assignment. Thus, student averages calculate successfully.

Google Classroom Sync

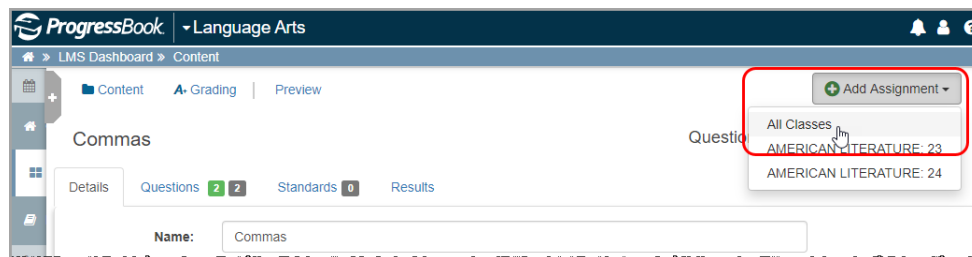
- Previously, when a student's email address had different capitalization in StudentInformation than it had in Google Classroom, the marks for that student did not sync. Now, student email addresses are no longer case sensitive, and marks import successfully.
- Previously, when you imported an assignment with a title of more than 50 characters, you received an error. Now, when titles of assignments exceed this limit, they are truncated to 47 characters and an ellipsis (...) on import.

VirtualClassroom

Resolved Issue

Activities

- Previously, on the activity **Details** tab, when you clicked **Add Assignment**, clicked **All Classes**, and then saved the information on the GradeBook **Assignment Details** screen, the activity was assigned only to the first class in the **Add Assignment** drop-down list rather than all classes in the list. Now, clicking **All Classes** assigns the activity to all classes in the list as expected.



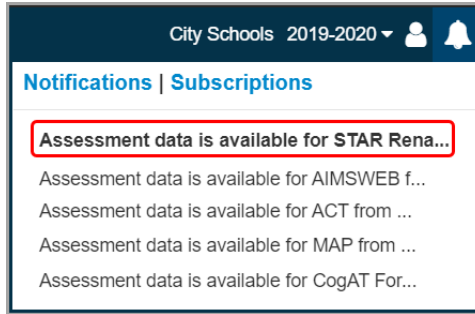
DataMap

Enhancements

Notifications

- On the banner, you can now click (🔔) to view your 15 latest ProgressBook notifications. When you receive a new notification, 🔔 updates to 🔔.


- When enabled by your school/district and you are subscribed to it, you now receive a notification when new student assessment scores are available for your students.

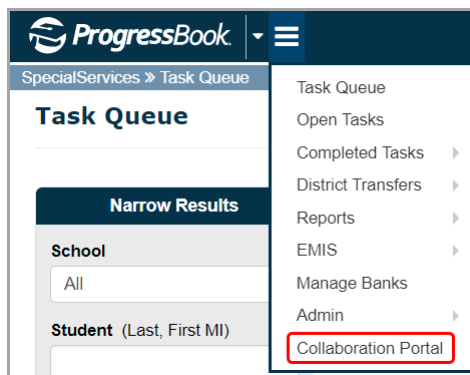


SpecialServices Classic

Enhancement

Navigation

- If you have the ability to create or edit tasks, when you click  to expand the navigation menu, you can now click **Collaboration Portal** to open the Frontline Collaboration Portal in a new tab.



SpecialServices

Enhancement

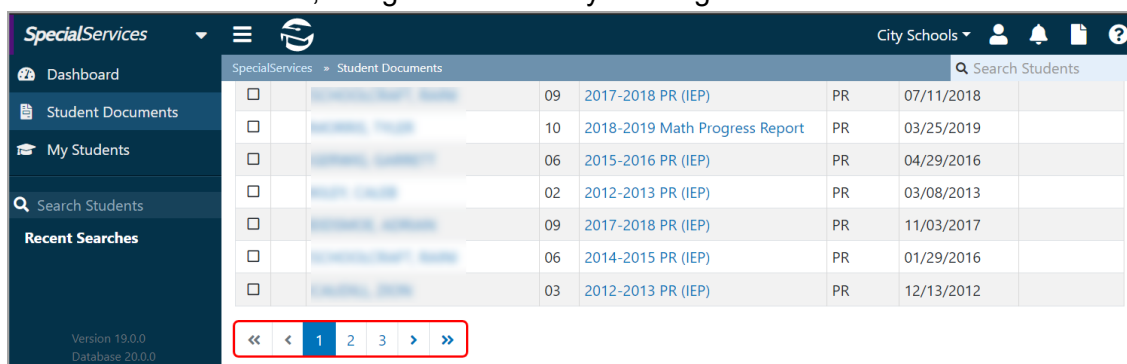
Dashboard, Student Documents

SpecialServices > Dashboard

OR

SpecialServices > Student Documents > Documents tab

- The number of documents that display in the grid is now limited to 100 per screen. At the bottom of the screen, navigation icons let you navigate between screens.



Resolved Issues

Banks

- Previously, when you inserted a table from a personal or district bank item into a rich-text field (e.g., the **Measurable Annual Goals** field on the **Measurable Annual Goals** form for IEPs), you were unable to edit the text in the table. Now, you can edit the text in these tables successfully.

Copy From Document

- Previously, when you created a 504 Plan from an existing 504 Plan, the following issues occurred on the new 504P:
 - When you completed the document, the **Event Date** did not display in the **Completed Documents** grid on the **Student Profile** screen **Special Education** tab.
 - The **Meeting Type** was not copied from the original 504P. When you chose a **Meeting Type** and then completed the document, the **Meeting Type** did not display on the PDF version of the completed document.
 - On the **Statewide and District Testing** form, the answer for **Will the child participate in district wide and state wide assessments with accommodations?** was not copied from the original 504P. When you answered **Yes**, the checkboxes in the **Area** column were not copied from the original 504P.

Now, all information from the existing 504P copies to the new 504P as expected.

Uploading Attachments

- Previously, when you uploaded an attachment in portrait orientation to a form or an entire document, on the PDF version of completed document, the attachment incorrectly displayed as landscape. Now, these attachments display as expected on the PDF version of the completed document.