

TEACHER RELEASE NOTES

ProgressBook Suite v18.9.0

This overview provides explanations of changes available in ProgressBook Suite v18.9.0.

- [VirtualClassroom](#)
- [DataMap](#)
- [SpecialServices](#)

For more information, refer to ProgressBook WebHelp: <http://webhelp.progressbook.com>



Caution: Always follow your district's guidelines when making changes to your setup.

VirtualClassroom

Enhancements

Quizzes

Navigation: VirtualClassroom > Content > Quiz Details > Add Assignment button > GradeBook Assignment Details

- When you assign a quiz activity to your students, in the quiz **Options** section, the note below the **Scramble the questions?** checkbox has been updated to indicate that the option does not scramble questions within a section (group of questions) on a quiz.

Scramble the questions?

*Note: Selecting this option does not scramble questions within a section. To scramble within a section, when you add or edit a section on an activity, select the **Scramble Items** checkbox.*

DataMap

Enhancements

RIMPs

Navigation: DataMap > Interventions > RIMPs > Edit Student RIMP > Reading Component tab

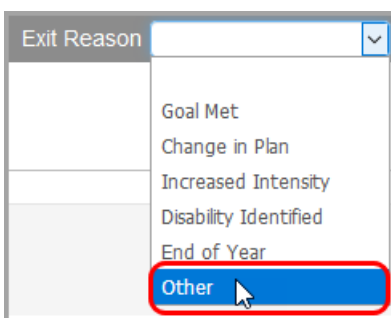
- In the **Progress Monitoring Measures** area, progress monitoring measures now display in descending order by date.

Progress Monitoring Measures +		
Assessment	Date	Results
Progress Monitoring Measure 3	5/1/2019	Improvement
Progress Monitoring Measure 2	4/24/2019	Improvement
Progress Monitoring Measure 1	4/10/2019	Improvement

Interventions

Navigation: DataMap > Interventions > Student Interventions

- When you exit an intervention, the **Exit Reason** drop-down list now displays an **Other** option.



- Only users with the **DataMap – Intervention Admin** role can now delete closed interventions. Closed interventions are read-only to teachers.

Resolved Issues

Student Roadmap

Navigation: Student Roadmap > Add RIMP window

- Previously, when you created a RIMP on the **Add RIMP** window and then closed the window to return to **Student Roadmap** screen, in the **RIMPs** area, the drop-down list for the RIMP did not function correctly until you refreshed the screen. Now, when you create a RIMP, the **Edit RIMP** screen (rather than the **Student Roadmap** screen) displays.

Navigation: Student Roadmap

- Previously, when you deleted a student's RIMP, in the **Demographics** area, the **RIMP** field did not update from **Yes** to **No**. Now, in these circumstances, the field updates correctly.

SpecialServices

Enhancements

Forms

Navigation: SpecialServices > Open Tasks > IIEP task - Postsecondary Transition form

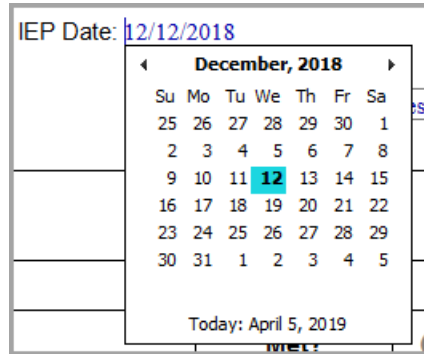
- In the **COMPETITIVE INTEGRATED EMPLOYMENT** and **INDEPENDENT LIVING (as appropriate)** grids, the **Age Appropriate Transition Assessment regarding Post Secondary Transition and Education** area now displays as **Age Appropriate Transition Assessment regarding Competitive Integrated Employment** and **Age Appropriate Transition Assessment regarding Independent Living**, respectively.

Navigation: SpecialServices > Open Tasks > IIEP task - Manifestation Determination Review form

- The **Manifestation Determination Review (PR-03)** form is now usable with the banks functionality.

Navigation: SpecialServices > Open Tasks > PR task - Progress Report - Goals (OP-6A) form and Progress Report - Transition (OP-6B) form

- The **IEP Date** field is now editable. The field displays the effective date of the most recently created IEP by default.



IEP Date: 12/12/2018

December, 2018						
Su	Mo	Tu	We	Th	Fr	Sa
25	26	27	28	29	30	1
2	3	4	5	6	7	8
9	10	11	12	13	14	15
16	17	18	19	20	21	22
23	24	25	26	27	28	29
30	31	1	2	3	4	5

Today: April 5, 2019

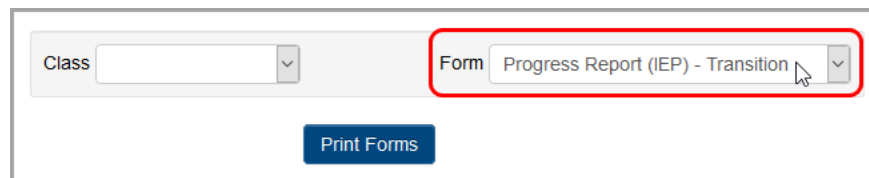
Reports

Navigation: SpecialServices > Reports > Report Builder > Accommodations report and Accommodations by Class report

- The **Task Completed Date** column now displays as **Completed On**.
- The **Test Level to be Administered** column now displays as **Assessment Title**.
- The **Grade Level When Tested** column now displays as **Grade**.
- The **Area of Assessment** column now displays as **Area**.
- The **Accommodations** column now displays as **Yes No Alt**.
- The new **Effective Dates** column now displays the start and end dates of tasks.
- In the **Area** column, **ELA** accommodations now display even if you did not select the **Reading** or **Writing** checkboxes below the **ELA** checkbox on the **Statewide and District Wide Testing** form.
- In the **Task Type** column, the task name (instead of the task's identification number) now displays.

Navigation: SpecialServices > Reports > Class Print

- You can now print the **Progress Report (IEP) - Transition (OP-6B)** form.



Class

Form

Print Forms

Resolved Issues

Completed Tasks

Navigation: **SpecialServices > Completed Tasks > IEP Summary**

- Previously, the **IEP Summary Report** area sometimes displayed information for the first student and school in the drop-down lists rather than the student and school you selected on the **Open Tasks** or **View Completed Tasks** screens. Now, the correct student and school remain selected and the correct IEP Summary displays.

Previously, when you selected a **Student** from the drop-down list, the “No IEP Summary exists for this student” message sometimes displayed even if the student had IEP Summary information in SpecialServices. Now, the correct information displays in the search results.

Task Queue

Navigation: **SpecialServices > Task Queue**

- Previously, in the **Task Group** area, when you selected the **PR** checkbox, several of the newly-designed progress report tasks did not display. These tasks displayed only if you selected the **Other** checkbox. Now, when you select the **PR** checkbox, these tasks display successfully.

Forms

Navigation: **SpecialServices > Open Tasks > IIEP task - Exemptions form**

- Previously, in the **Graduation Tests** area, when you answered the question **Is the child excused from the consequences of not passing required graduation tests?**, you were unable to exclude a student from passing certain graduation tests while requiring others. Now, you can select **Yes** and enter tests in the grid to generate a “no” on the student’s Special Education Graduation Requirement Record (FE) for all other tests. You can select **No** and enter tests in the grid to generate a “no” on the student’s FE record only for the tests you entered.

Graduation Tests

Applicable NA

Is the child excused from the consequences of not passing required graduation tests? YES NO

The child is excused from the consequences of not passing the required graduation tests in the following subjects:

Category	Course Title	Justification	
			+
			🗑️

Navigation: **SpecialServices > Open Tasks > IIEP task - Special Ed Events form**

- Previously, the **Secondary Planning** drop-down list did not update correctly when the **IEP Effective Dates** field on the **IEP 14 Participants** form was changed for students who reached the age of 14 prior to their IEP’s end date. Now, the **IEP Effective Dates** on the **IEP 14 Participants** form and the **IEP Cover Page** are read-only, so they do not affect the **Secondary Planning** drop-down list on the **Special Ed Events** form.

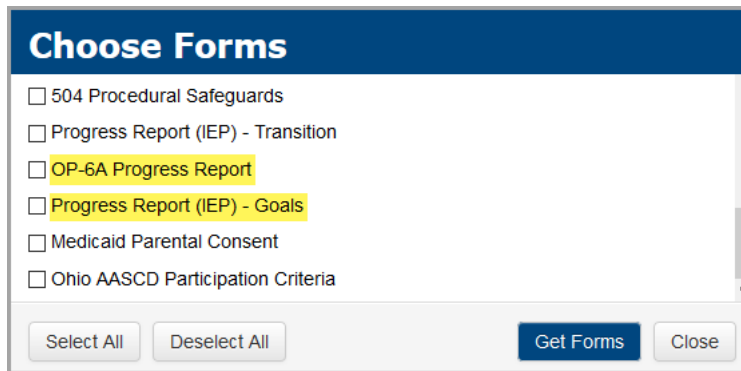
Navigation: SpecialServices > Open Tasks > PR tasks > PR forms

- Previously, on all newly-designed progress report forms, some text fields experienced formatting issues. These formatting issues have been corrected.

Reports

Navigation: SpecialServices > Reports > Print Blank Forms

- Previously, when you clicked ... **Choose Individual Forms** and opened the **Choose Forms** window, the ODE-provided and district-provided OP-6A progress report options were not distinctly labeled. Now, the progress reports display as **OP-6A Progress Report** and **Progress Report (IEP) - Goals**, respectively.



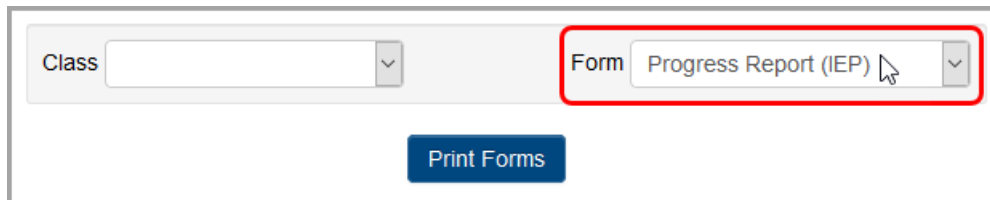
The screenshot shows a window titled "Choose Forms" with a blue header. Below the header is a list of report options, each with a checkbox:

- 504 Procedural Safeguards
- Progress Report (IEP) - Transition
- OP-6A Progress Report
- Progress Report (IEP) - Goals
- Medicaid Parental Consent
- Ohio AASCD Participation Criteria

At the bottom of the window, there are four buttons: "Select All", "Deselect All", "Get Forms", and "Close".

Navigation: SpecialServices > Reports > Class Print

- Previously, in the **Form** drop-down list, the old-style progress report form was unavailable to print. Now, if the old-style progress report is associated with one of your open tasks, it displays as a **Progress Report (IEP)** option in the drop-down list.



The screenshot shows a form with two dropdown menus. The first is labeled "Class" and the second is labeled "Form". The "Form" dropdown menu is highlighted with a red box and shows "Progress Report (IEP)" as the selected option. Below the dropdown menus is a blue button labeled "Print Forms".