



GradeBook v18.x.x Cycle Release Notes



Table of Contents

v18.0.0 Release Notes	1
Enhancements	1
Standards-Based Grid	1
Progress By Student	1
5-Day View	2
GradeBook Grid	2
Year-End Reports	2
3rd Party API Settings	3
v18.0.1 Release Notes	4
Enhancements	4
District Setup	4
3rd Party API Settings	4
v18.1.0 Release Notes	5
Enhancements	5
User Interface	5
Third-Party API Settings	5
Canvas™ Final Grade Passback	6
GradeBook Grid	6
Resolved Issue	6
Assignment Types	6
v18.2.0 Release Notes	7
Enhancements	7
Third-Party API Settings	7
Assignment Mark Import	7
v18.3.0 Release Notes	8
Enhancements	8
Student Profile	8
Assignment Marks	8
Assignment Mark Import	8
Year-End Reports	8
Student Progress Report	8

Third-Party API Settings.....	9
Resolved Issues.....	9
Period Attendance Report.....	9
Student Progress Report	9
v18.4.0 Release Notes	10
Enhancements	10
Daily Attendance	10
Year-End Reports.....	10
Resolved Issue	10
Average Calculation Setup	10
v18.5.0 Release Notes	11
Enhancement.....	11
User Interface	11
Resolved Issues.....	11
Assignment Marks	11
Daily Attendance	11
Student Demographics Report.....	11
Reporting Periods	12
Schedule a Lesson	12
v18.5.1 Release Notes	13
Resolved Issue	13
Class Groups	13
v18.6.0 Release Notes	14
Resolved Issue	14
Class Roster	14
Student Profile	14
Student Progress Report	14
v18.7.0 Release Notes	15
Enhancements	15
Absence Totals.....	15
Report Card Builder	15
Report Card/Interim Entry	15
Nightly Integration	16
Resolved Issue	16

Updated Marks screens	16
v18.8.0 Release Notes	17
Enhancements	17
Grading Scale Setup	17
GradeBook Grid	17
Report Card Builder	17
v18.9.0 Release Notes	18
Enhancement.....	18
Third-Party API Settings.....	18
Resolved Issue	18
Analytics Hub Reports	18

V18.0.0 RELEASE NOTES

GradeBook v18.0.0 provides several enhancements to improve your experience. This overview explains the recent changes.

Related documentation is available on the Customer Support Portal. For more information about an enhancement, see the product guide referenced in parentheses.

<http://support.progressbook.com/Products/GradeBook/SitePages/Home.aspx>.

Enhancements

Standards-Based Grid

- The **Standards-Based Grid** screen has been restyled and its performance has been improved. Click **Try New Standards-Based Grid** at the top right of your current **Standards-Based Grid** to access it. At this time, you can click **Use Classic Grid** on the new grid if you want to continue using the previous version, but it will be removed in a future release. (*ProgressBook GradeBook Teacher Guide*)
- When you make changes on the new **Standards-Based Grid** screen, they now save automatically. (*ProgressBook GradeBook Teacher Guide*)
- The **Use new mark entry** option on the **Teacher Preferences** screen sets the new version of the screen as the default for the selected class. Otherwise, GradeBook defaults to the last version of the screen you accessed for the class in context.
- For a limited time, a **Take a quick survey** link displays at the top right of the screen. Click this link to provide feedback about the new marks entry screens.


Progress By Student

- The **Progress By Student** screen has been restyled and its performance has been improved. Click **Try New Progress By Student** at the top right of the current **Progress By Student** screen to access it. At this time, you can click **Use Classic Progress By Student** if you want to continue using the previous version, but it will be removed in a future release. (*ProgressBook GradeBook Teacher Guide*)
- When you make changes on the new **Progress By Student** screen, they now save automatically. (*ProgressBook GradeBook Teacher Guide*)
- The **Use new mark entry** option on the **Teacher Preferences** screen sets the new version of the screen as the default for the selected class. Otherwise, GradeBook defaults to the last version of the screen you accessed for the class in context.
- From this screen, you can open the **Add an Assignment** window to create an assignment for the selected student for a particular assessment. (*ProgressBook GradeBook Teacher Guide*)
- For a limited time, a **Take a quick survey** link displays at the top right of the screen. Click this link to provide feedback about the new marks entry screens.

5-Day View

- The **5-Day View** screen has been restyled and its performance has been improved. Click **Try New 5-Day View** at the top right of the current **5-Day View** screen to access it. At this time, you can click **Use Classic 5-Day View** if you want to continue using the previous version, but it will be removed in a future release. (*ProgressBook GradeBook Teacher Guide*)
- When you make changes on the new **5-Day View** screen, they now save automatically. (*ProgressBook GradeBook Teacher Guide*)
- The **Use new mark entry** option on the **Teacher Preferences** screen sets the new version of the screen as the default for the selected class. Otherwise, GradeBook defaults to the last version of the screen you accessed for the class in context.
- For a limited time, a **Take a quick survey** link displays at the top of the screen. Click this link to provide feedback about the new marks entry screens.

GradeBook Grid

- You can now update grid display preferences on the new **GradeBook Grid**. The new **Grid Display Preferences** window, accessed by clicking , lets you switch on and off averages, YTD averages, missing assignments, attendance, daily comments, and assignment names. It also lets you set the number of assignments per page, the default view (dated or floating assignments), the default type (all or individual assignments), and the default page (first page, last assignment due, or last page). (*ProgressBook GradeBook Teacher Guide*)

Year-End Reports

- A new **Year-End Reports** screen has been added to GradeBook so that users can run and view the Class Progress Report, the Period Attendance Report, and the Student Progress Report for each district at the end of the year. Administrator and Master users can access this screen on the **Administrator Home Page** under **Tools > Miscellaneous**. The screen contains three tabs:
 - **Districts** (Master users only) – Enter connection settings and run reports for districts you select.
 - **History** – View status information of reports you have run.
 - **Report Results** – Run a search using various criteria to find reports that have run successfully.(*ProgressBook GradeBook System Manager Guide*)
- Year-end reports are published to permanent storage so that they can be accessed in subsequent years. (*ProgressBook GradeBook System Manager Guide*)

3rd Party API Settings

- The **Configure Google Drive Integration** tab name has been updated to **Configure Google Services Integration** to indicate that school districts can now integrate with more Google services than just Google Drive. (*ProgressBook GradeBook System Manager Guide, ProgressBook VirtualClassroom System Manager Guide*)
- Two new steps have been added to the **Configure Google Services Integration** tab that instruct system managers to enable the Google Drive API service and the Google+ API service. These steps enable students in the district to use OAuth to log into ParentAccess. Please see the *ParentAccess v18.0.0 Release Notes* for more information. (*ProgressBook GradeBook System Manager Guide, ProgressBook VirtualClassroom System Manager Guide*)

V18.0.1 RELEASE NOTES

With the release of VendorLink v18.0.1, you can now use several GradeBook v18.0.0 enhancements that will improve your experience. This overview explains the recent changes.

Related documentation is available on the Customer Support Portal. For more information about an enhancement, see the product guide referenced in parentheses.

<http://support.progressbook.com/Products/GradeBook/SitePages/Home.aspx>.

Enhancements

District Setup

- Administrators can now set a default LMS (learning management system) using the **3rd Party LMS** drop-down list. (*ProgressBook GradeBook System Manager Guide*)

3rd Party API Settings

- The **Configure Canvas API Integration** tab has been added. You can now follow the instructions on this screen to integrate Canvas with GradeBook, allowing teachers to sync assignments between the applications. (*ProgressBook GradeBook System Manager Guide*)

Note: *The Final Grade Passback feature is not functional until ProgressBook Suite v18.1.0.*

V18.1.0 RELEASE NOTES

GradeBook v18.1.0 provides several enhancements and resolves an issue to improve your experience. This overview explains the recent changes.

This document contains the following items:



- Enhancements
- Resolved Issue

Related documentation is available on the Customer Support Portal. For more information about an enhancement, see the product guide referenced in parentheses.

<http://support.progressbook.com/Products/GradeBook/SitePages/Home.aspx>.

Enhancements

User Interface

- The header on all screens now contains icons for notifications, logging out, and help. (*ProgressBook GradeBook System Manager Guide, ProgressBook GradeBook Teacher Guide, ProgressBook GradeBook Principal Guide, ProgressBook GradeBook Attendance Guide, ProgressBook ParentAccess Administration Guide*)
- Notifications are now available in GradeBook for teachers, principals, and guidance counselors. In all headers,  displays, which you can click to view a list of received notifications. When you receive a new notification, the icon displays as . The in-app notification list also contains a link to a longer list of your notifications as well as a link to your notification subscriptions. Notification rules are set up in StudentInformation at the district and building levels, and subscriptions are set up at the user level. GradeBook users may generate discipline referral notifications, but you may also receive notifications from other applications. (*ProgressBook StudentInformation Notifications Guide*)
 - Depending on district and/or school settings, you may be able to filter discipline referral notifications by student grade level.

Third-Party API Settings

- The **Configure Canvas API Integration** tab's steps for Final Grade Passback are now functional. (*ProgressBook GradeBook System Manager Guide*)
- The **Configure Schoology API Integration** tab functionality will be available in an upcoming release.

Canvas™ Final Grade Passback

- In districts that use Canvas, teachers can now authorize Canvas to import final grades to GradeBook from the **Teacher Preferences** screen by clicking **Canvas Final Grade Passback** and then **Authorize**. (*ProgressBook GradeBook Teacher Guide*)

GradeBook Grid

- The colors to indicate missing, late, past due, excluded & posted, excluded as lowest, and excluded as lowest & posted on the new grid have been updated to match the style of the classic **GradeBook Grid**. (*ProgressBook GradeBook Teacher Guide*)
- In addition to the new keyboard shortcuts, you can now also use the classic keyboard shortcuts on the new **GradeBook Grid**. (*ProgressBook GradeBook Teacher Guide*)

Resolved Issue

Assignment Types

- (D12533) Previously, if you set up weighted averages on the **Average Calculation Setup** screen and later removed them or switched to straight averaging, you were unable to delete assignment types that originally had weights associated with them. Now, you can delete previously-weighted assignment types that no longer use weights.

V18.2.0 RELEASE NOTES

GradeBook v18.2.0 provides several enhancements to improve your experience. This overview explains the recent changes.

Related documentation is available on the Customer Support Portal. For more information about an enhancement, see the product guide referenced in parentheses.

<http://support.progressbook.com/Products/GradeBook/SitePages/Home.aspx>.

Enhancements

Third-Party API Settings

- The screen can now be accessed from below **Application Setup** on the **Administrator Home Page**. (*ProgressBook GradeBook System Manager Guide*)

Assignment Mark Import

- The **Assignment Mark Import** screen has been restyled and its performance has been improved. The **File**, **Map**, and **Import** tabs navigate you through the mark import process.
 - On the **File** tab, select a file containing the marks you want to import for the assignment.
 - On the **Map** tab, verify that GradeBook has mapped the columns correctly by using the **Student ID**, **First Name**, **Last Name**, and **Mark** drop-down lists to correct any mismatched items.
 - On the **Import** tab, you can view a grid preview of the marks you are preparing to import. The **Messages** column displays any issues encountered. You can also choose whether or not you want to overwrite any existing marks.
(*ProgressBook GradeBook Teacher Guide*)
- Once you import the file, the **Assignment Marks** screen displays with the imported marks. (*ProgressBook GradeBook Teacher Guide*)

V18.3.0 RELEASE NOTES

GradeBook v18.3.0 provides several enhancements and resolves some issues to improve your experience. This overview explains the recent changes.

This document contains the following items:

- Enhancements
- Resolved Issues

Related documentation is available on the Customer Support Portal. For more information about an enhancement, see the product guide referenced in parentheses.

<http://support.progressbook.com/Products/GradeBook/SitePages/Home.aspx>.

Enhancements

Student Profile

- On the **Personal** tab, **Name** and **Preferred Name** have been added to the **Personal Information** grid. (*ProgressBook GradeBook Teacher Guide*)

Assignment Marks

- Text on this screen has been improved for clarity. (*ProgressBook GradeBook Teacher Guide*)

Assignment Mark Import

- When you click the **Overwrite existing GradeBook marks** toggle, students whose marks will be overwritten are now highlighted in the grid.
- You now receive an error message if you attempt to import marks containing more than 50 characters. (*ProgressBook GradeBook Teacher Guide*)

Year-End Reports

- The tabs on this screen have been renamed for clarity. **Districts** has been renamed **Run Reports**, **History** to **Log**, and **Results** to **View Reports**. (*ProgressBook GradeBook System Manager Guide*)

Student Progress Report

- (E1072) On the Student Progress Report by Student and the Student Progress Report by Assessments, Principals and guidance counselors can now choose whether or not they want to include withdrawn students in the **Select Students** list. (*ProgressBook GradeBook Principal Guide*)

Third-Party API Settings

- On initial load of the screen for Google Drive and for OneDrive, the settings are now read-only, requiring you to click **Edit Settings** in order to change any fields. You also receive a warning that the changes made affect the entire ITC, and you must confirm to proceed. (*GradeBook System Manager Guide*)
-

Resolved Issues

Period Attendance Report

- (D13575) Previously, the Period Attendance Report displayed all students even when they had no period absences for the selected reporting period. Now, only students with period absences in the selected reporting period display on the report.

Student Progress Report

- (D13624) Previously, when you had students who were not yet given any assignments, the report returned an error. Now, in these circumstances, the report displays only students who were given assignments.
- (D13664) Previously, when you selected the **Hide Excluded** check box, excluded assignments still displayed above the rest of the assignments when you ran the report. Now, when you select **Hide Excluded**, excluded assignments are not included on the report.

V18.4.0 RELEASE NOTES

GradeBook v18.4.0 provides several enhancements and resolves an issue to improve your experience. This overview explains the recent changes.

This document contains the following items:

- Enhancements
- Resolved Issue

Related documentation is available on the Customer Support Portal. For more information about an enhancement, see the product guide referenced in parentheses.


<http://support.progressbook.com/Products/GradeBook/SitePages/Home.aspx>.

Enhancements

Daily Attendance

- When a daily absence code available in StudentInformation is not also available in GradeBook, ?* now displays on the following screens for students who received that code: **Class Dashboard**, **GradeBook Grid** (classic and new), **Period Attendance**, **Seating Chart**, **Student Profile**, and **Standards-Based Grid**.

Year-End Reports

- Principals and guidance counselors can now search for and view year-end reports. (*ProgressBook GradeBook Principal Guide*)
- The **Class** in the grid now displays as the class name instead of the district course ID.
- When a report encounters an error,  now displays in the **View** column with a tooltip indicating as such.

Resolved Issue

Average Calculation Setup

- (D13717) Previously, when you used weighted averages with different calculation methods per reporting period, the resulting student averages were incorrect. Now, in these circumstances, averages are calculated correctly.

V18.5.0 RELEASE NOTES

GradeBook v18.5.0 provides an enhancement and resolves some issues to improve your experience. This overview explains the recent changes.

This document contains the following items:

- Enhancement
- Resolved Issues

Related documentation is available on the Customer Support Portal. For more information about an enhancement, see the product guide referenced in parentheses.

<http://support.progressbook.com/Products/GradeBook/SitePages/Home.aspx>.

Enhancement

User Interface

- (E6212) On all screens and reports where a class roster displays, special characters in a student's name are now ignored so that names display in correct alphabetical order (e.g., O'Riley now displays after Oak despite the apostrophe).

Resolved Issues

Assignment Marks

- (D13712) Previously, for Custom Setup 2 classes, the students' names did not align with their marks. Now, the rows and columns align correctly.

Daily Attendance

- (D12950) Previously, when a teacher selected an absence type for a partial absence, the absence did not save to StudentInformation. Now, partial absences are recorded properly into StudentInformation from GradeBook.

***Note:** When new absence types with a **Qualifier of Partial** are imported into GradeBook from StudentInformation, they are now set automatically to a **Value of .5** instead of **0**.*



Student Demographics Report

- (D12800) Previously, when a teacher set a class alias for a particular class and then deleted the alias, the class did not display correctly on the report. Now, in these circumstances, the report displays the class correctly regardless of whether an alias is set.

Reporting Periods

- (D12721) Previously, when an administrator selected the **GradeBook Range?** check box but did not enter **Term Begin** and **Term End** dates, teachers received errors when creating assignments. Now, the **Term Begin** and **Term End** dates are required fields so that teachers do not receive errors. (*GradeBook System Manager Guide*)

Schedule a Lesson

- (D12684) Previously, the **Start Date** and **End Date** fields did not have  for selecting dates. Now,  displays beside these fields.

V18.5.1 RELEASE NOTES

GradeBook v18.5.1 resolves an issue to improve your experience. This overview explains the recent change.

Related documentation is available on the Customer Support Portal.

<http://support.progressbook.com/Products/GradeBook/SitePages/Home.aspx>.

Resolved Issue

Class Groups

- (D13887) After the release of GradeBook v18.5.0, the **Daily Attendance** screen, **Report Card Entry** screen, and **Grading Scale Setup** screen **Student Override** tab did not load for any class groups. Now, these screens load successfully for class groups.

V18.6.0 RELEASE NOTES

GradeBook v18.6.0 resolves some issues to improve your experience. This overview explains the recent changes.

Related documentation is available on the Customer Support Portal.

<http://support.progressbook.com/Products/GradeBook/SitePages/Home.aspx>.

Resolved Issue

Class Roster

- (D13916) Previously, when a student's name was in all capital letters, their name displayed at the bottom of the list of students with the same last name even if the other students' first names were alphabetically later (e.g., DOE, JANE displayed after Doe, John). Now, when a student's name is in all capital letters, their name displays in the expected location in the list of students with the same last name.

Student Profile

- (D12583) Previously, when you used live integration and took period attendance for a student with multiple-block period attendance for the same class, you received an error when you navigated to the **Progress** tab. Now, in these circumstances, the **Progress** tab displays successfully.

Student Progress Report

- (D13929) Previously, when non-numeric characters were used as marks for a student, an error occurred when the system tried to calculate a percentage for an assignment. Now, the system does not try to calculate percentages for assignments with non-numeric marks, and the report runs successfully.

V18.7.0 RELEASE NOTES

GradeBook v18.7.0 provides several enhancements and resolves an issue to improve your experience. This overview explains the recent changes.

This document contains the following items:

- Enhancements
- Resolved Issue

Related documentation is available on the Customer Support Portal. For more information about an enhancement, see the product guide referenced in parentheses.

<http://support.progressbook.com/Products/GradeBook/SitePages/Home.aspx>

Enhancements

Absence Totals

- On this screen, in the **Available Calculations** column, **SIS Present Hours**, **SIS Absence Hours**, and **SIS Number of Times Tardy** now display.
- When selected, all **Available Calculations** with an asterisk now display on the **Report Card Entry** screen in the **Student** column and on ParentAccess.
- When you have **SIS Number of Times Tardy** and **Times Tardy** selected at the same time and you click **Save**, a message now opens indicating that it is recommended you select only one of these options.

Report Card Builder

- On the **Advanced Calcs** tab and the **Mappings** tab, you can now map report card attendance **Assessments** to attendance totals from StudentInformation (SIS Present Hours, SIS Absence Hours, and SIS Number of Times Tardy). (*ProgressBook GradeBook System Manager Guide*)

Report Card/Interim Entry

- **Rpt Period** has been added to the **Student** column to clarify the reporting period from which the information is being pulled for that column. (*ProgressBook GradeBook Teacher Guide*)
- If SIS absence totals were selected on the **Absence Totals** screen and mapped on the Report Card Builder, then the following now occurs:
 - In the **Student** column, **SIS Absent Hours**, **SIS Times Tardy**, and **SIS Present Hours** display.
 - Once a teacher selects the checkbox for the desired reporting period and then clicks , SIS absence totals are added to the student's report card.

Nightly Integration

- StudentInformation attendance totals are now included in the nightly integration with GradeBook.

Resolved Issue

Updated Marks screens

- (D14010) Previously, when a teacher did not have an end date for a class, the updated **GradeBook Grid**, **Standards-Based Grid**, **Progress By Student**, and **Assignment Marks** screens did not successfully load for any other teachers of the class nor could those teachers view ParentAccess for the class. Now, when a teacher does not have an end date for a class, any other teachers of the class can view the updated marks screens and access ParentAccess for the class.

V18.8.0 RELEASE NOTES

GradeBook v18.8.0 provides several enhancements to improve your experience. This overview explains the recent changes.

Related documentation is available on the Customer Support Portal. For more information about an enhancement, see the product guide referenced in parentheses.


<http://support.progressbook.com/Products/GradeBook/SitePages/Home.aspx>

Enhancements

Grading Scale Setup

- For Custom Setup 2 classes, on the **Grading Scale** tab, in the **Calculation** drop-down list, you can now select **Median**, **Mode**, **YTD Median**, or **YTD Mode**. Students' averages calculated by these methods also now display throughout the application on the new mark entry screens. These calculation methods are not compatible with classic mark entry. (*ProgressBook GradeBook Teacher Guide*)

GradeBook Grid

- You can now click  to toggle between displaying and hiding the grid key. (*ProgressBook GradeBook Teacher Guide*)

Report Card Builder

- On the **Assessments** tab, in the **Default Calculation** drop-down list, you can now select **Median**, **Mode**, **YTD Median**, or **YTD Mode** for an assessment. (*ProgressBook GradeBook System Manager Guide*)

V18.9.0 RELEASE NOTES

GradeBook v18.9.0 provides a new feature and resolves an issue to improve your experience. This overview explains the recent changes.

This document contains the following items:

- Enhancement
- Resolved Issue

Related documentation is available on the Customer Support Portal. For more information about an enhancement, see the product guide referenced in parentheses.

<http://support.progressbook.com/Products/GradeBook/SitePages/Home.aspx>

Enhancement

Third-Party API Settings

- On the **Configure Google Services Integration** tab, the step related to enabling the Google+ API has been removed due to Google removing this service. (*ProgressBook GradeBook System Manager Guide*)
-

Resolved Issue

Analytics Hub Reports

- (D14216) Previously, some **Analytics Hub Reports** links and report drop-down list options did not display to users with the appropriate security settings. Now, all reports display successfully for all users with the appropriate security settings.